

Test Report



COLSTON BATH AND SPA PRIVATE LIMITED

REPORT NUMBER: 4788369521-01-OTHERS-S1

PROJECT NUMBER: 4788369521

Location (a)

UL India Pvt Limited,
Laboratory building,
Kalyani Platina
Campus, Sy.no.129/4,
EPIP Zone, Phase II,
Whitefield,
Bangalore - 560 066
P:91-80-41384400

.....

Location (b)



UL India Pvt Limited,
A-12, Sector 34,
Infocity Phase 1,
Gurgaon - 122001

TEST DISCIPLINE: CHOOSE AN ITEM.

General details

Customer / Applicant	M/s. Colston Bath and Spa Private Limited		
Manufacturer	Colston Bath and Spa Private Limited 65, Rajasthani Industrial Estate Ltd Rajasthani Udyog Nagar G.T. Karnal Road Delhi, New Delhi, 110033 India		
Program	Others		
Test Lab Location	(c) Others*	Refer to Cover page for the UL address	
Item Under Test	Massage BathTub		
Model	SHINE		
Number of Samples	1		
UL Sample Identification	1442038	Refer Summary of Test results for multiple samples	
Manufacturer Serial Number (if any)	N/A		
Condition of IUT on receipt	Good		
Date of Receipt	23 February 2018		
Applicable Standard	UL 1795		
Date of Testing (Start date)	27 February 2018	End Date	27 February 2018
UL general^ ambient condition	Temperature in °C		25 +3/-5°C
	Relative humidity in %		45-70 %
Date of Reporting	1 March 2018		
Test In-charge	Avinash P Rahane		

Fill in the rows with information or add hyphen (-)

 Deepak Khurma Project Engineer Reviewed by	 Deepak Khurma Sr. Project Engineer Approved by
--	--

Disclaimer

The issuance of this report in no way implies Listing, Classification or Recognition by UL and does not authorize the use of UL Listing, Classification or Recognition Marks or any other reference to UL on the product or system. UL authorizes the above named company to reproduce this Report provided it is reproduced in its entirety. UL's name or marks cannot be used in any packaging, advertising, promotion or marketing relating to the data in this Report, without UL's prior written permission. The results of testing in this report apply only to the sample product/item, which was tested. UL Lab has not participated in the sample selection. Other similar equipment will not necessarily produce the same results due to production tolerance and measurement uncertainties. ^The applicable standard ambient condition supersedes the lab general ambient conditions and are recorded in datasheets available in the lab.

General Remarks (If any)

N/A

Description of Item under Test (IUT)

Product description	Massage Bathtub
UL Sample Identification	1442038
Type / Model	SHINE

Summary of Test Results

Test No.	Test Parameter	Standard & Clause Number	UL Sample Identification	Result
1.	Leakage current test	UL 1795, Cl. 66	1442038	P
2.	Insulation resistance	UL 1795, Cl. 48	1442038	P
3.	Dielectric voltage withstand test	UL 1795, Cl. 52	1442038	P

P: Meets the requirements F: Does not meet the requirement NA: Not applicable



Reviewed by signature:
12-LO-P0852, Issue 5.0

Test No: 1- Leakage Current testEnvironment Conditions:

Ambient Temperature= 25 ± 0.5°C and Relative Humidity= 45-75%

Test equipment:

Serial No.	Test Equipment	UL Equipment ID	Calibration status (Valid up to)
1.	Leakage Current tester	LCT02	3 July 2018

Test methodology adopted

66.1 A cord- and plug-connected unit shall be subjected to a leakage current test. The results are in compliance when the leakage current does not exceed:

a) 0.5 milliamperes to an accessible metal part or to metal foil in contact with an outer enclosure of insulating material;

66.2 Leakage current refers to all currents, including capacitively coupled currents, that may be conveyed between exposed conductive surfaces of a unit and ground or other exposed conductive surfaces of a unit.

66.3 All exposed conductive surfaces are to be tested for leakage currents. The leakage currents from these surfaces are to be measured to the grounded supply conductor individually as well as collectively where simultaneously accessible and from one surface to another where simultaneously accessible. Surfaces are considered to be simultaneously accessible when they can be readily contacted by one or both hands of a person at the same time.

66.4 If a material other than metal is used for the bathtub shell or part of the bathtub shell, the leakage current is to be measured using a metal foil with dimensions of 10 by 20 centimeters in contact with the surface. Where the surface is less than 10 by 20 centimeters, the metal foil is to be the same size as the surface. The metal foil is not to remain in place long enough to affect the temperature of the appliance. The water is to have a resistivity of 300 ohm-centimeters. Measurements from the water are to be made with a copper electrode plate having dimensions approximately twice the internal diameter of the pipe through which the water circulates. The electrode is to be placed 1 inch (25.4 mm) from the inside walls of the bathtub directly over each water discharge and water pick-up port, one at a time.



Test Observation (If any)

Location	Measured current, μ A
Accessible metal part	10.71



Test No: 2- Insulation Resistance test

Environment Conditions:

Ambient Temperature= 25 ± 0.5°C and Relative Humidity= 45-75%

Test equipment:

Serial No.	Test Equipment	UL Equipment ID	Calibration status (Valid up to)
1.	Dielectric tester	IWT01	2 August 2018

Test methodology adopted

48. A hydromassage bathtub intended for permanent connection to the electrical supply shall have an insulation resistance between live parts and dead metal of not less than 250,000 ohms as determined by using a meg ohmmeter with a test potential of 500 volts DC.

Test Observation (If any)

Location	Resistance , ohms
Live to dead metal part	>2,50,000

Reviewed by Signature:
12-1-2018


Test No: 3- Dielectric Voltage Withstand Test

Environment Conditions:

Ambient Temperature= 25 ± 0.5°C and Relative Humidity= 45-75%

Test equipment:

Serial No.	Test Equipment	UL Equipment ID	Calibration status (Valid up to)
1.	Dielectric tester	IWT01	2 August 2018

Test methodology adopted

52.1.1 Each unit shall be subjected to the application of 60 hertz potentials. The test transformer shall have a capacity of 500 volt-amperes or more and an output voltage that is essentially sinusoidal. The applied potentials shall be increased gradually from zero to the required values and then maintained for 1 minute. The results are in compliance when there is no dielectric breakdown at 1000 V.


Test Observation (If any)


Location	Breakdown (yes/no)
Live to dead metal part	no



Photographs (If any)

Sample No. 1442038

1442038	
Description	1442038
Bath Tub With Acc.	
Customer: COLSTON BATH AND SPA PRIVATE L	
Received Date: 2018-FEB-23 10:42:19 AM	Aurora Project No.: Order No.: EMPTY Oracle Project No.: EMPTY



*****End of Report*****

Reviewed by signature:

12/0857/5.0

URUGRAM-1220075.0